

## Refreshing the report

'Reporting Date': enter the date 12 months prior to today's date.

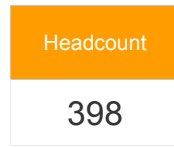
## Exclusions

The following position types are excluded: Service Providers, Volunteers and Social Services Panel Members, in addition to occupants of positions with a category of 'Non-Employee' (e.g. ABHB and Barnardos employees)

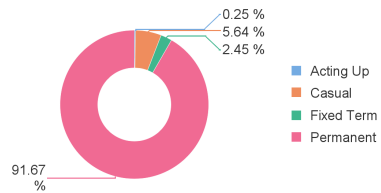
## Format

The report output is designed to be exported and viewed as a PDF.

# Demographics

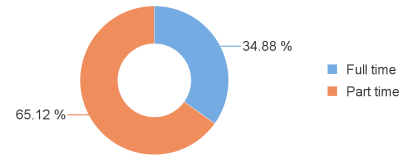


Contract Type



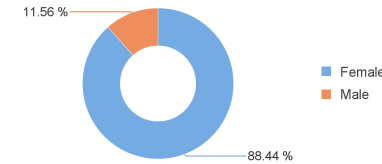
Acting Up	Casual	Fixed Term	Permanent
1	23	10	374

Contract Basis



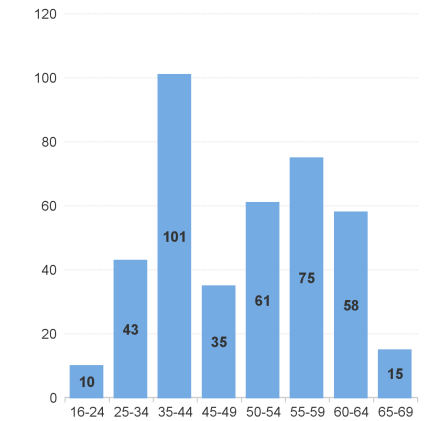
Full time	Part time
143	267

Gender

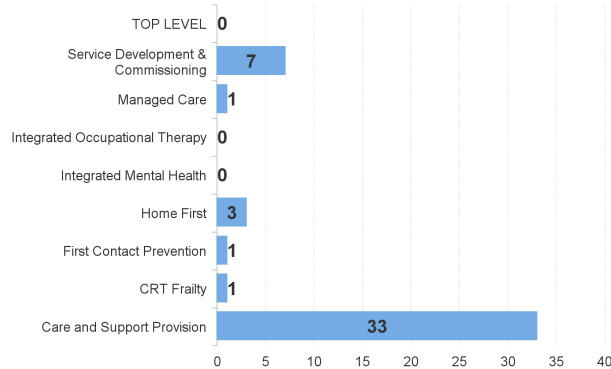


Female	Male
352	46

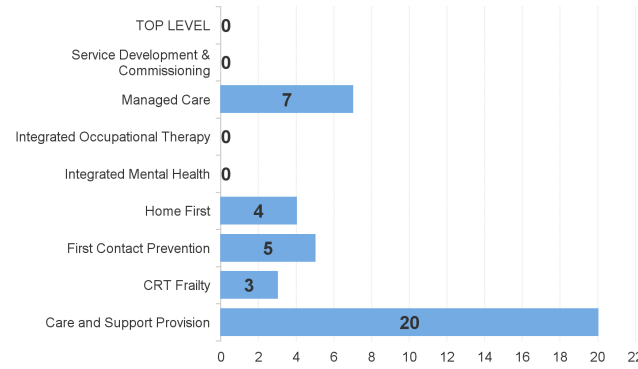
Age Groups



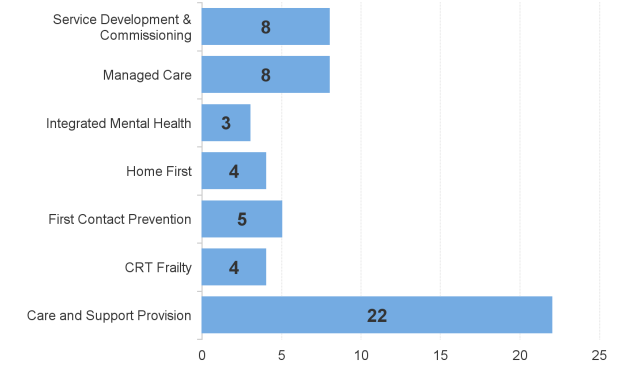
Starters in Previous 12 Months by Team



Leavers in Previous 12 Months by Team



Recruitment in Previous 12 Months by Team



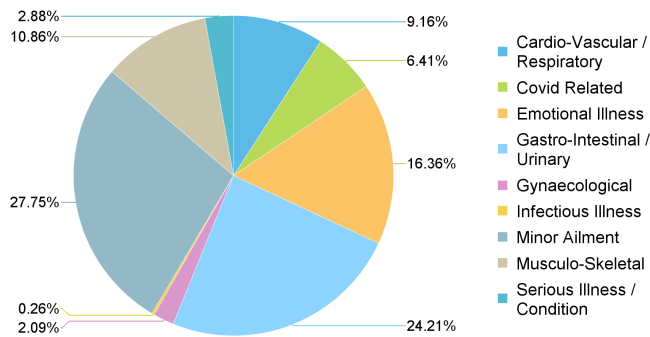
# Wellbeing

Headcount
398

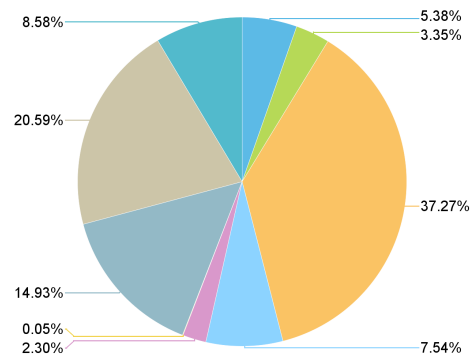
## Sickness

<b>Sickness Instances (Previous Month)</b>	<b>Sickness Instances (Previous 12 Months)</b>	<b>Sickness Days Lost (Previous Month)</b>	<b>Sickness Days Lost (Previous 12 Months)</b>
89	764	735.42	9,441.6
12 Months Ago		12 Months Ago	
106		642.06	
<b>Current Open Sickness Absences</b>	<b>% RTW Within 7 Days (Previous 12 Months)</b>		
36	70.14%		

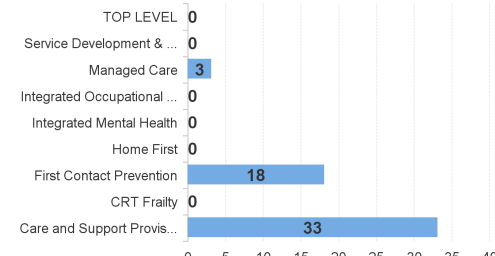
Instances by Reason Group (Previous 12 Months)



Days Lost by Reason Group (Previous 12 Months)



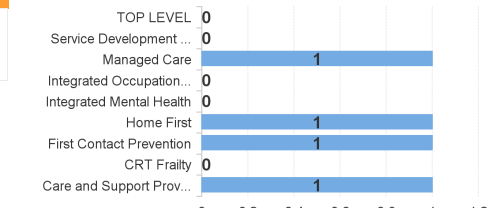
## Wellbeing Check-Ins (Non-Schools)

<b>Wellbeing Check-Ins (Previous 12 Months)</b>	<b>Wellbeing Check-Ins by Team (Previous 12 Months)</b>																				
54	 <table border="1"> <thead> <tr> <th>Team</th> <th>Check-Ins</th> </tr> </thead> <tbody> <tr><td>TOP LEVEL</td><td>0</td></tr> <tr><td>Service Development &amp; ...</td><td>0</td></tr> <tr><td>Managed Care</td><td>3</td></tr> <tr><td>Integrated Occupational ...</td><td>0</td></tr> <tr><td>Integrated Mental Health</td><td>0</td></tr> <tr><td>Home First</td><td>0</td></tr> <tr><td>First Contact Prevention</td><td>18</td></tr> <tr><td>CRT Frailty</td><td>0</td></tr> <tr><td>Care and Support Provis...</td><td>33</td></tr> </tbody> </table>	Team	Check-Ins	TOP LEVEL	0	Service Development & ...	0	Managed Care	3	Integrated Occupational ...	0	Integrated Mental Health	0	Home First	0	First Contact Prevention	18	CRT Frailty	0	Care and Support Provis...	33
Team	Check-Ins																				
TOP LEVEL	0																				
Service Development & ...	0																				
Managed Care	3																				
Integrated Occupational ...	0																				
Integrated Mental Health	0																				
Home First	0																				
First Contact Prevention	18																				
CRT Frailty	0																				
Care and Support Provis...	33																				

## Wellbeing Check-Ins (Schools)

<b>Wellbeing Check-Ins (Previous 12 Months)</b>	<b>Wellbeing Check-Ins by Teaching / Support (Previous 12 Months)</b>																				
0	 <table border="1"> <thead> <tr> <th>Team</th> <th>Check-Ins</th> </tr> </thead> <tbody> <tr><td>TOP LEVEL</td><td>0</td></tr> <tr><td>Service Development &amp; ...</td><td>0</td></tr> <tr><td>Managed Care</td><td>0</td></tr> <tr><td>Integrated Occupational ...</td><td>0</td></tr> <tr><td>Integrated Mental Health</td><td>0</td></tr> <tr><td>Home First</td><td>0</td></tr> <tr><td>First Contact Prevention</td><td>0</td></tr> <tr><td>CRT Frailty</td><td>0</td></tr> <tr><td>Care and Support Provis...</td><td>0</td></tr> </tbody> </table>	Team	Check-Ins	TOP LEVEL	0	Service Development & ...	0	Managed Care	0	Integrated Occupational ...	0	Integrated Mental Health	0	Home First	0	First Contact Prevention	0	CRT Frailty	0	Care and Support Provis...	0
Team	Check-Ins																				
TOP LEVEL	0																				
Service Development & ...	0																				
Managed Care	0																				
Integrated Occupational ...	0																				
Integrated Mental Health	0																				
Home First	0																				
First Contact Prevention	0																				
CRT Frailty	0																				
Care and Support Provis...	0																				

## Wellbeing Support Plans

<b>Wellbeing Support Plans (Previous 12 Months)</b>	<b>Wellbeing Support Plans by Team (Previous 12 Months)</b>																				
4	 <table border="1"> <thead> <tr> <th>Team</th> <th>Support Plans</th> </tr> </thead> <tbody> <tr><td>TOP LEVEL</td><td>0</td></tr> <tr><td>Service Development &amp; ...</td><td>0</td></tr> <tr><td>Managed Care</td><td>1</td></tr> <tr><td>Integrated Occupation...</td><td>0</td></tr> <tr><td>Integrated Mental Health</td><td>0</td></tr> <tr><td>Home First</td><td>1</td></tr> <tr><td>First Contact Prevention</td><td>1</td></tr> <tr><td>CRT Frailty</td><td>0</td></tr> <tr><td>Care and Support Provis...</td><td>1</td></tr> </tbody> </table>	Team	Support Plans	TOP LEVEL	0	Service Development & ...	0	Managed Care	1	Integrated Occupation...	0	Integrated Mental Health	0	Home First	1	First Contact Prevention	1	CRT Frailty	0	Care and Support Provis...	1
Team	Support Plans																				
TOP LEVEL	0																				
Service Development & ...	0																				
Managed Care	1																				
Integrated Occupation...	0																				
Integrated Mental Health	0																				
Home First	1																				
First Contact Prevention	1																				
CRT Frailty	0																				
Care and Support Provis...	1																				

# Mandatory Training

Headcount
<b>398</b>

Completed in the required period for each course.

## All Employees

<b>Whistleblowing</b> Previous 2 Years <b>245</b>	<b>Safeguarding</b> Previous 2 Years <b>260</b>	<b>GDPR</b> Previous 2 Years <b>162</b>	<b>VAWDASV</b> Previous 2 Years <b>163</b>	<b>DSE</b> Previous 2 Years <b>110</b>	<b>Fire Safety Awareness</b> Previous 2 Years <b>203</b>
<b>Wellness at Work</b> Previous 2 Years <b>12</b>	<b>Welsh History &amp; Legislative</b> Previous 2 Years <b>21</b>	<b>Information Security</b> Previous 2 Years <b>34</b>	<b>Object Handling</b> Previous 3 Years <b>18</b>		

## Managers Only

<b>H&amp;S Premises Management</b> Previous 2 Years <b>8</b>	<b>IOSH Managing Safely</b> Previous 4 Years <b>17</b>
--	--

## Financial

<b>Purchase Card</b> Previous 2 Years <b>9</b>	<b>Financial Regulations</b> Previous 3 Years <b>11</b>
--	---

## Other

<b>Risk Assessment</b> Previous 4 Years <b>7</b>
--

Exclusion criteria match MiHub, although figures are unlikely to match exactly: MiHub displays discrete periods, whereas the figures below are 'live'.

Eligible Headcount

**374**

## Check-Ins

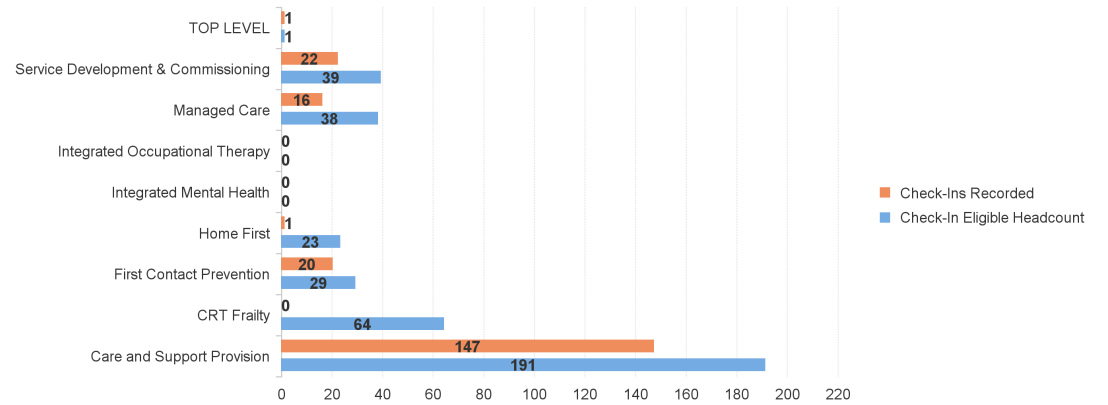
Check-ins Recorded  
(Previous 2 Months)

**207**

Percentage Recorded  
(Previous 2 Months)

**55.35%**

Check-Ins by Team (Previous 2 Months)



## Objectives

Currently Active Objectives

**77**

Employees with No Active Objectives

**340**

Closed Objectives  
(Previous Month)

**0**

Closed in Timescale  
(Previous Month)

**0**

Currently Active Objectives by Team

